



ANNUAL OPEN ENROLLMENT

January 2024 - December 2024

Full Time JEA Group

Provider: MESSA

2024 HEALTH PLAN OPTIONS

JPS JEA GROUP

MESSA HEALTH CARE PACKAGES

PAK A	PAK B	PAK C	PAK D	DENTAL	VISION	LIFE
<ul style="list-style-type: none"> • ABC 1 plan • Mandatory mail order RX \$1,600/member \$3,200/family	Cash-in-lieu of district health insurance.	<ul style="list-style-type: none"> • ABC 1 plan • 3-Tier drug card • Mandatory mail order RX \$1,600/member \$3,200/family	<ul style="list-style-type: none"> • ABC 2 plan • 3-Tier drug card • Mandatory mail order RX \$2,000/member \$4,000/family	JPS provides dental, vision, LTD, and life insurance at <u>no cost</u> to full time JEA employees.		
	Amount: \$9,500	10% Co-Insurance	10% Co-Insurance			

The **Out-of-Pocket Maximum** for **PAK A** is \$2,600 member/\$5,200 family, **PAK C** is \$4,600 member/\$8,050 family, and **PAK D** is \$5,000/member and \$8,050/family.

UNDERSTANDING HEALTH CARE TERMINOLOGY & COSTS

PREMIUM The actual total cost for medical insurance.	MDT HARD CAP Pre-set maximum \$ your employer can contribute to your premium.	PREMIUM SHARE Amount of the premium cost you pay after employer contribution.	DEDUCTIBLE Amount you pay for health care services before plan starts to pay.	HEALTH SAVINGS ACCOUNT (HSA) Account where you can set aside pre-tax \$ to pay for health care expenses.
JPS provides dental, vision, LTD and life insurance at <u>no cost</u> to you.	If Hard Cap is greater than the Premium : JPS deposits balance into employee HSA (eg, <i>PAK C Single/Family, PAK D all</i>)	$\text{PREMIUM} - \text{HARD CAP} = \text{PREMIUM SHARE}$		$\text{PREMIUM SHARE} + \text{DEDUCTIBLE} = \text{YOUR COST}$
CO-INSURANCE % of covered costs you pay after deductible for lower premium plans, up to annual max. <i>Only applies to PAK C,D plans.</i>				



ANNUAL OPEN ENROLLMENT




January 2024 - December 2024

Full Time JEA Group




Provider: MESSA

2024 HEALTH CARE COSTS




- 2024 PREMIUM COSTS & HARD CAPS**

	 SINGLE	 TWO-PERSON	 FAMILY	
PAK A	\$8,211.48	\$18,475.80	\$22,992.24	
PAK C	\$7,310.16	\$16,447.92	\$20,468.52	
PAK D	\$6,860.16	\$15,435.24	\$19,208.28	
HARD CAP	\$7,702.85	\$16,109.06	\$21,007.83	<i>Set by Michigan Dept. of Treasury</i>



- YOUR INSURANCE COSTS: 2024 PREMIUM SHARE ANNUAL**

	 SINGLE	 TWO-PERSON	 FAMILY
PAK A	\$508.63	\$2,366.74	\$1,984.41
PAK C	\$0	\$338.86	\$0
PAK D	\$0	\$0	\$0

- YOUR INSURANCE COSTS: 2024 PREMIUM SHARE PER PAYCHECK (26 Pays)**

	 SINGLE	 TWO-PERSON	 FAMILY
PAK A	\$19.57	\$91.03	\$76.33
PAK C	\$0	\$13.04	\$0
PAK D	\$0	\$0	\$0

- 2024 ANNUAL DEDUCTIBLES**

	 MEMBER	 FAMILY
PAK A/C	\$1,600	\$3,200
PAK D	\$2,000	\$4,000

Deductibles listed are for in-network services.






ANNUAL OPEN ENROLLMENT

January 2024 - December 2024

Full Time JEA Group

Provider: MESSA

2024 DISTRICT HSA CONTRIBUTIONS

	 SINGLE	 TWO-PERSON	 FAMILY	
PAK C	\$392.69	\$0	\$539.31	
	\$32.72 per month		\$44.94 per month	
PAK D	\$842.69	\$673.82	\$1,799.55	<i>Employer HSA contribution applies to PAK C & D plans only</i>
	\$70.22 per month	\$56.15 per month	\$149.96 per month	

JPS can only contribute to an HSA when the premium share cost is less than the MDT hard cap.

HEALTH SAVINGS ACCOUNTS (HSA)

HSA's are a type of savings account that let you set aside pre-tax money to pay for qualified medical expenses, such as orthodontic work, medical/dental co-pays, saving for retirement health costs, etc. You may choose to contribute additional money to your HSA (if eligible) to take advantage of the tax benefit—because HSA contributions are pre-tax, your taxable income is reduced by the amount that you contribute.

- JPS HSA's are managed through Health Equity. You can use your Health Equity card to pay for qualified medical expenses, or use their online portal or mobile app.
- *Note that the IRS imposes an annual cap on the amount you can contribute to an HSA.*
- You can change your HSA contributions and corresponding payroll deduction at any time. Simply fill out the **HSA form** on the website and Teresa Monroe will process the change.

ADDITIONAL RESOURCES

To ensure you have the information needed to make the best decisions for your healthcare in 2024, we've made available several documents from our providers to give greater detail on each of the plans and their coverages. [Click here to view the documents available for your plan options.](#)